

# Refugee Resettlement in Louisville



## QUARTERLY COMMUNITY CONSULTATION

June 5, 2024



# Meeting Agenda



- **Refugee Arrival 2024 Data**– Becky Jordan, Kentucky Office for Refugees (KOR),  
Ky. State Refugee Coordinator
  - \* New KOR Staff Introductions
  - \* Year-to-Date (10/1/23 – 4/30/24)
  - \* Quarter 2 & 3 (1/1/24 – 4/30/24)
  
- **Special Presentation** – Haitian Presenter – Wenley Moise (MRS, Catholic Charities of Louisville)
  
- **Refugee Resettlement Program updates** – Kentucky Refugee Ministries (KRM), Migration & Refugee Services (MRS, Catholic Charities of Louisville), International Rescue Mission (IRC)
  
- **Partner Announcements/Updates**

***Important Note:*** Wifi Network Password = ulvisitor

# Please Sign-In



Zoom Meeting ID: 778-231-139

Zoom Group Chat

Temporarily Muted

You Choose

Sign-In Here:  
Full Name  
Job Title  
Organization

Rylan Truman,  
KOR Programs  
Director,  
Kentucky Office  
for Refugees

Andrew Normand

Mute Stop Video Invite Manage Participants Share Chat Record Closed Caption Breakout Rooms End Meeting

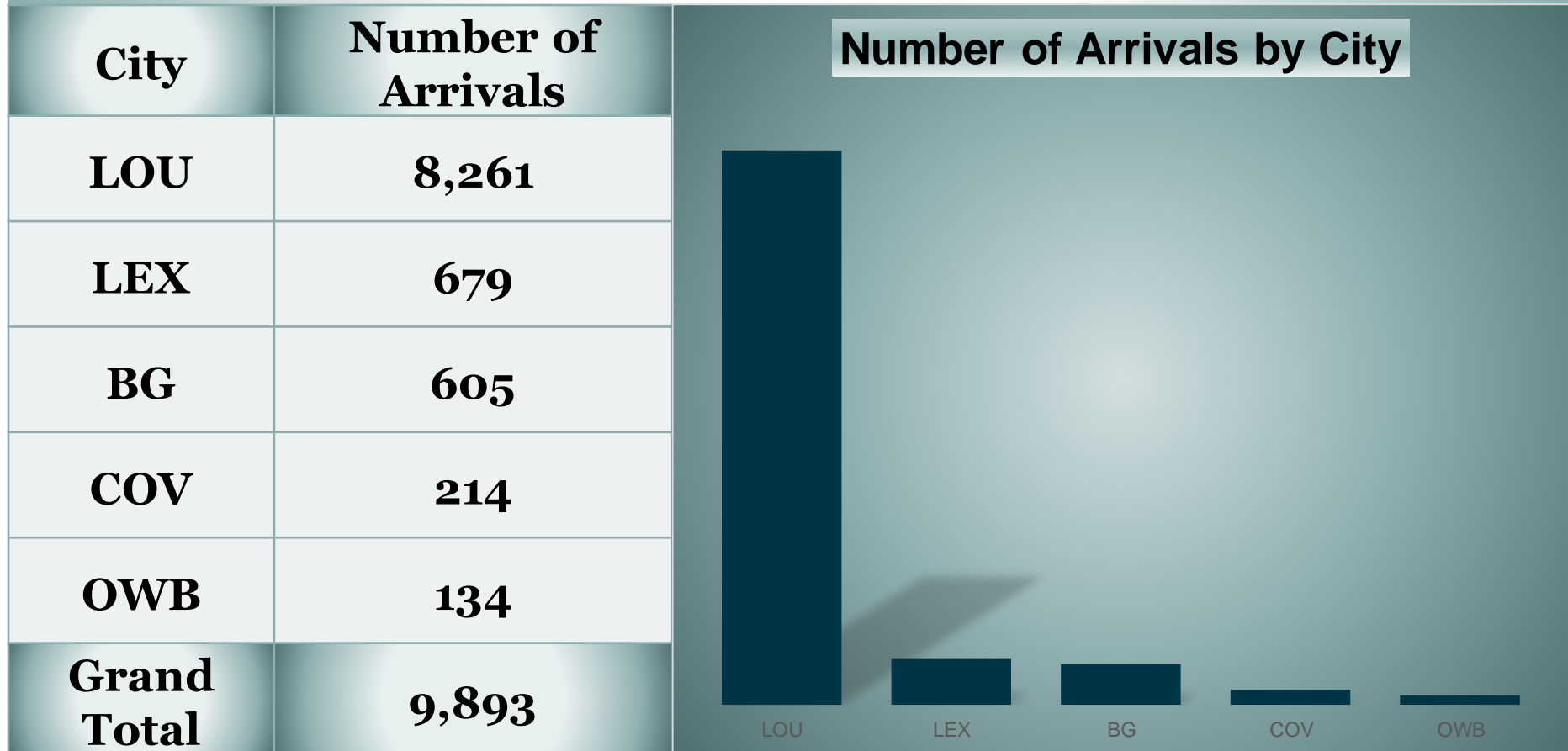
To: Everyone More

Type message here...

# Kentucky Refugee Resettlement YTD



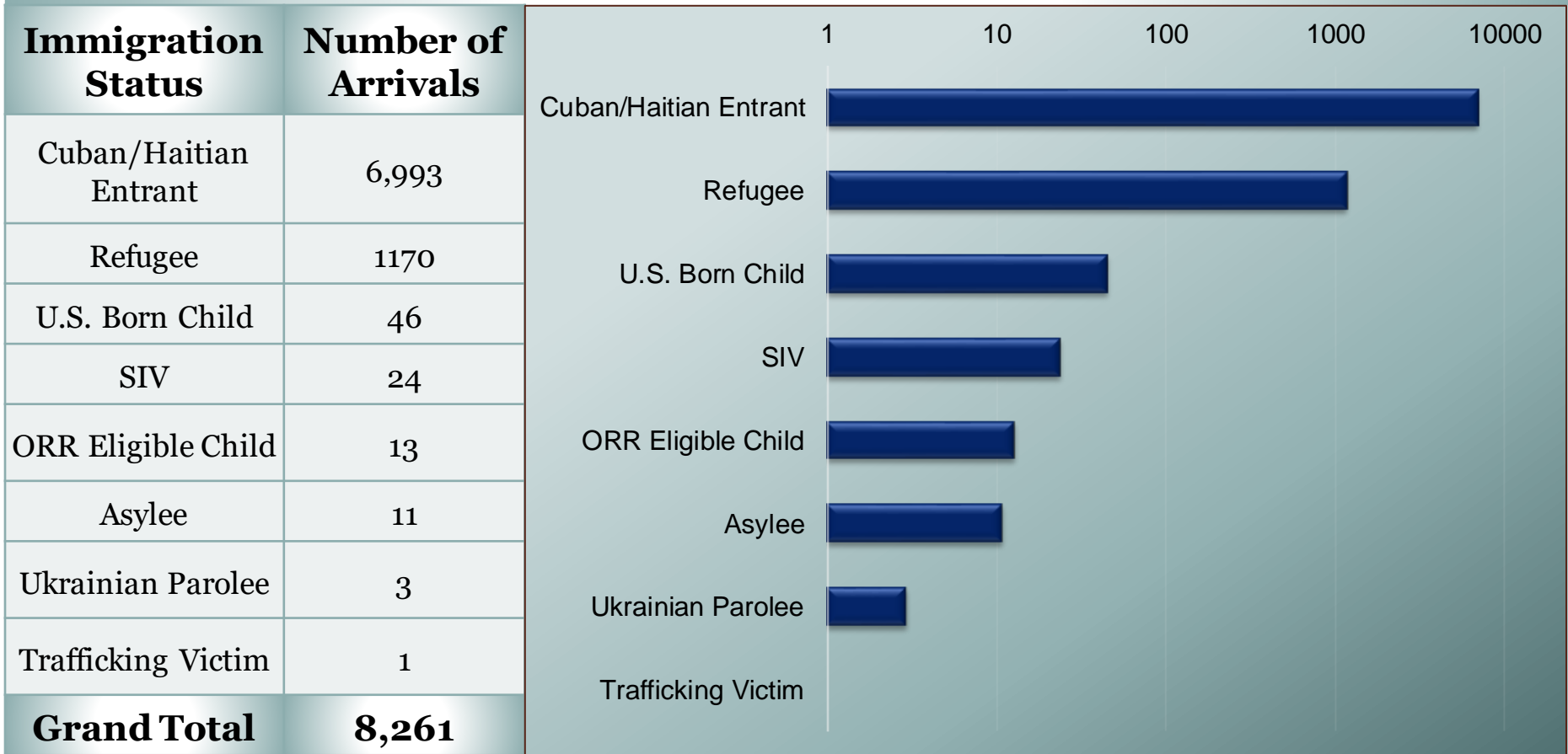
## Arrivals By City **FY 2024** October 01, 2023 – May 20, 2024



# Refugee Resettlement in **Louisville** YTD



## Louisville Arrivals By Immigration Status **FY 2024** October 01, 2023 – May 20, 2024

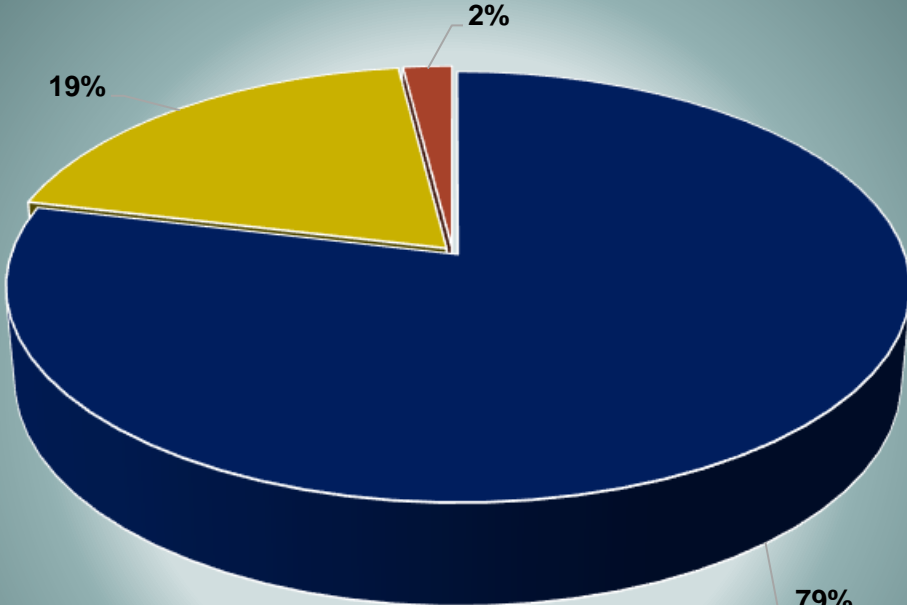


# Refugee Resettlement in Louisville



**Louisville Arrivals By Age Group FY 2024**  
October 01, 2023 – May 20, 2024

Age Group	Number of Arrivals
Working Age (18-64)	6,501
School Age (0-17)	1,593
65 and over	167
<b>Grand Total</b>	<b>8,261</b>



■ Working Age (18-64) ■ School Age (0-17) ■ 65 and over

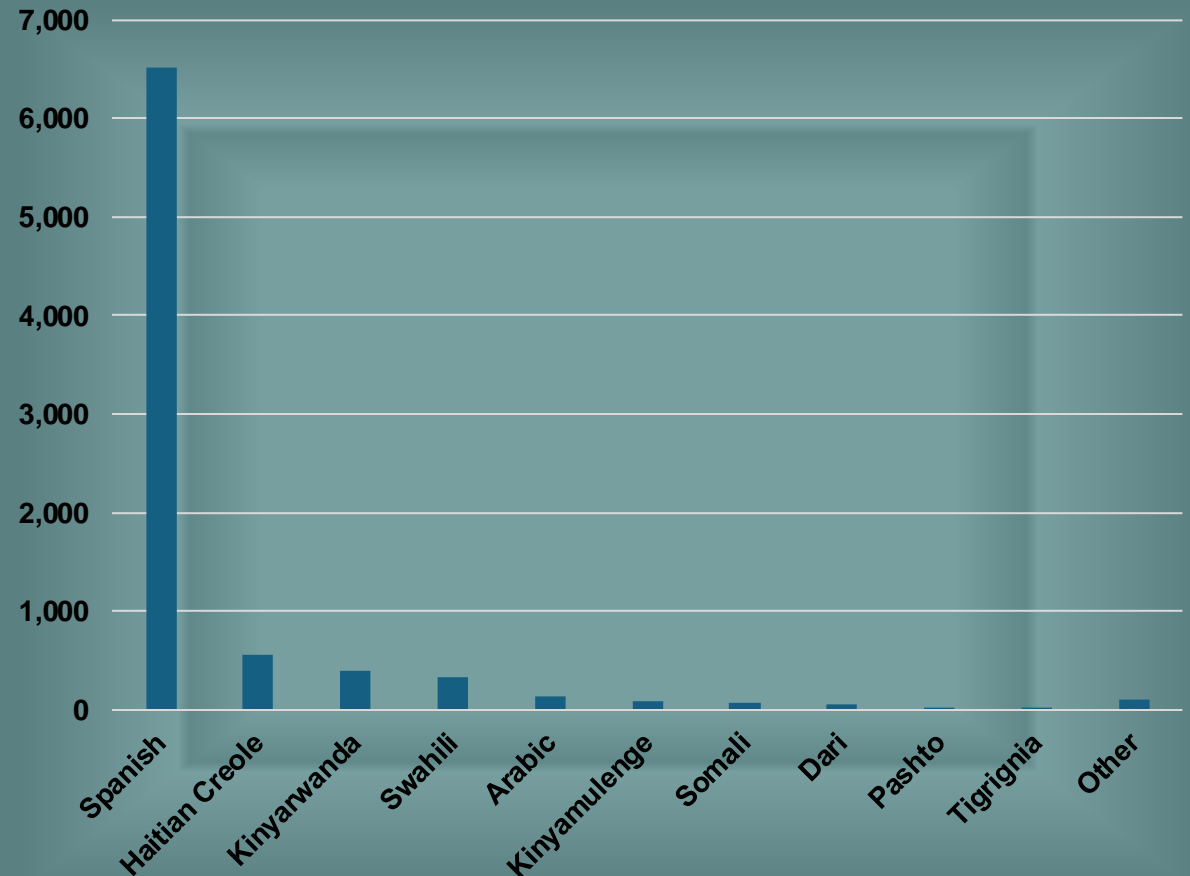
# Refugee Resettlement in Louisville YTD



## Louisville Arrivals By Primary Language FY 2024 Top 10

October 01, 2023 – May 20, 2024

Primary Language	Number of Arrivals
Spanish	6,523
Haitian Creole	552
Kinyarwanda	392
Swahili	332
Arabic	129
Kinyamulenge	81
Somali	68
Dari	54
Pashto	15
Tigrignia	13
Other	102
<b>Grand Total</b>	<b>8,261</b>



# Refugee Resettlement in Louisville YTD



## Louisville Arrivals By Nationality **FY 2024** Top 10

October 01, 2023 – May 20, 2024

Nationality	Number of Arrivals
Cuba	6,495
Dem. Rep. Congo	822
Haiti	549
Syria	100
Somalia	72
Afghanistan	69
Sudan	30
Rwanda	18
Burma	16
Other	90
<b>Grand Total</b>	<b>8,261</b>



# Refugee Resettlement in Louisville



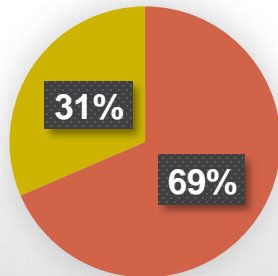
## Louisville Employment Data As of May 29, 2024

FY23 Employment Enrollments	
Employed	1306
Enrolled but not employed	600
Enrolled	1906

FY24 Employment Enrollments	
Employed	602
Enrolled but not employed	929
Enrolled	1531

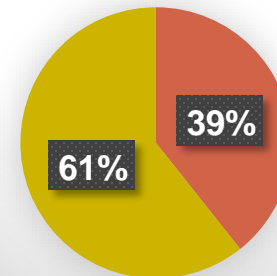
### FY23 Employment Enrollments

■ Employed ■ Enrolled but not employed



### FY24 Employment Enrollments

■ Employed ■ Enrolled but not employed



# FY24 Top Employers



Top 5 Employers	Number of Job Placement
GE	146
Radial	90
Amazon	69
Walmart	61
UPS	59

# Special Presentation: Haiti and Haitian Arrivals

## Wenley Moise Catholic Charities of Louisville, MRS



- **Special Presentation – Haiti**
- Introduction: Alison Voit (Director, Migration and Refugee Services, Catholic Charities of Louisville)
- FY23 Louisville Haitian Arrivals: 559
- FY24 Louisville Haitian Arrivals: 456 (as of May 28, 2024)
- Q&A

# Special Presentation: Haiti and Haitian Arrivals

## Wenley Moise Catholic Charities of Louisville, MRS



### ○ **Haiti**

- ✦ The total area of Haiti is 10,714 square miles (27,750 km<sup>2</sup>)
- ✦ Capital is Port-au-Prince.
- ✦ Country on the Caribbean

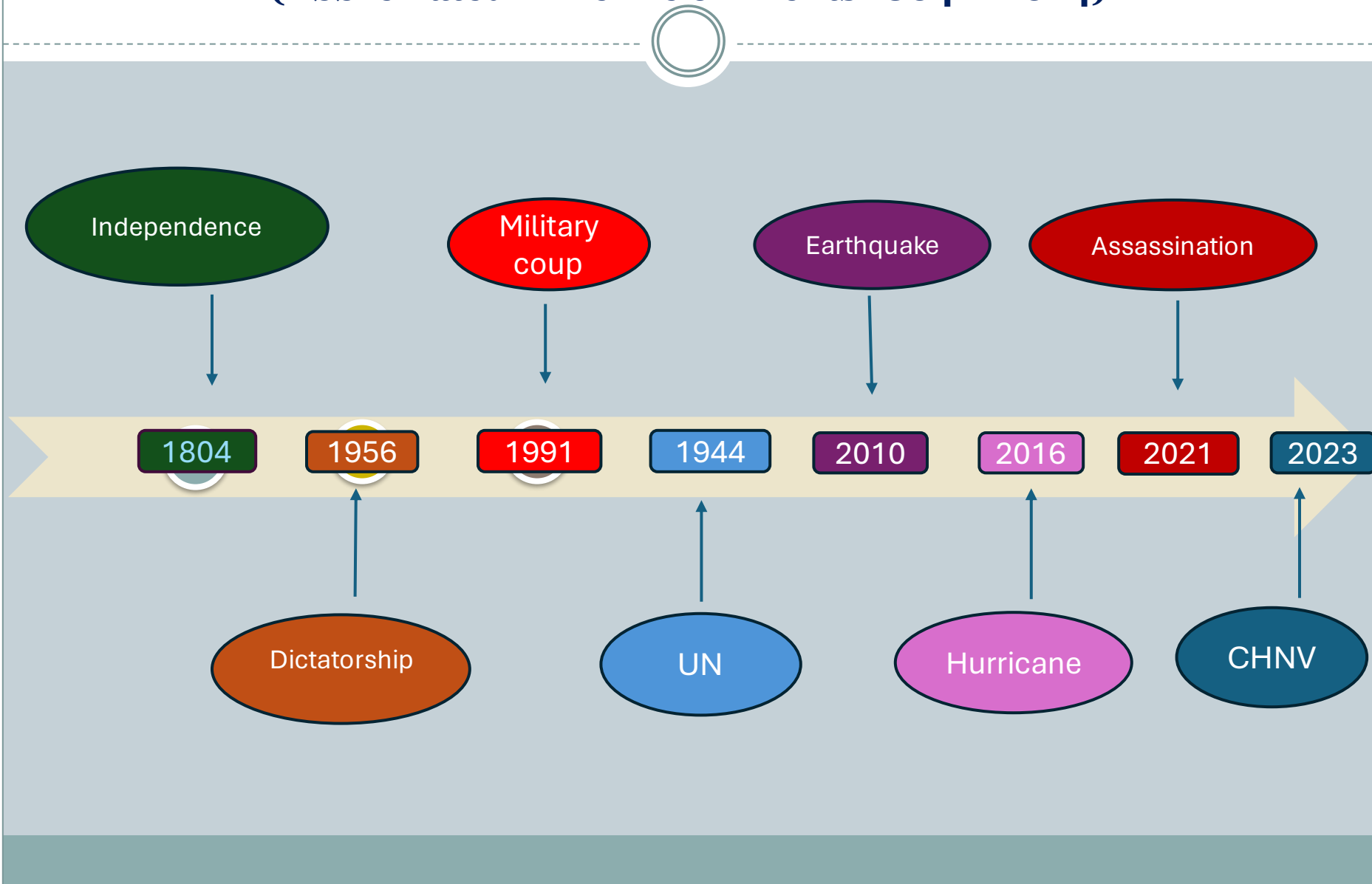


# Causes of Haitian Migration



# U.S. – Haiti Relations & Haitian Migration

## (Abbreviated Timeline of Events 1804 – 2024)



# Haitian Immigrant Population in the US



Sources: data from U.S. Census bureau 2010 and 2022 American community Survey (ACS), and Campbell J. Gibson and Kay Jung "Historical Census Statistics on the Foreign-Born Population of the United States: 1850-2000 (working paper no.81, U.S. Census Bureau, Washington, DC February 2006)

# Haitians in Louisville



- Why Haitians come to Louisville?
  - Job
  - Relatives, friends
  - Sponsors
- Why are Haitians leaving Louisville?
  - The decreasing of the job rate.



# Louisville Quarterly Community Consultation



- **Refugee Resettlement Program updates** – Kentucky Refugee Ministries (KRM), Migrant & Refugee Services (MRS, Catholic Charities of Louisville), International Rescue Mission (IRC)
  
- **Partner Announcements/Updates**
  - ***Please Note:***
  - ***Next Quarterly Community Consultation Meeting will be Wednesday, September 4, 2024 . Calendar invitations with details will be sent out soon!***